




GDP by expenditure
Quarterly data

(at constant prices)

at 2016 prices	
at 2011 prices (2011-2016)	
at 2008 prices (2002-2011)	
at 2003 prices (1995-2008)	